



























Click on a chapter, 26 items, then type in the page #

 A page 6	 N
 B page 20	 O
 C page 25	 P
 D page 33	 Q
 E see page 5	 R
 F	 S
 G	 T
 H	 U
 I	 V
 J	 W
 K	 X
 L	 Y
 M	 Z

Chapters "E" through "Z"
are not included with this
demonstration version.

If you'd like to order the
full version, see page 4.

Thank you for trying
Mac's Dictionary!



Welcome to Mac's Talkin' Dictionary

Welcome to Mac's Talkin' Dictionary, this application program currently contains over two thousand definitions about the Internet, Macintosh computers, AppleScript programming, application programs, and what's exactly inside your Macintosh computer; control panels, system extensions, inside the System Folder, etc.

The two most fonts often used are ...

Times
and
Chicago

The symbol stands for the command key (some Macintosh computers have the symbol instead, or both. If you cannot see the (command symbol) in the sentence above, please install the "Chicago" font inside your Fonts folder, which is inside your System Folder and restart. To install this font, just drag it on top of the Fonts folder located inside your System folder. All Macintosh computers come with the Chicago font pre-installed. If you cannot see the symbol, your Chicago font has become corrupted. This will help you to see the certain symbols for easier learning and shortcuts I have used to write this dictionary.

••• If you are reading this file as a PDF file in Acrobat Reader, you can skip down to the end of this chapter. Just press the "end" key on your keyboard.

Just a note, if you're reading this file in Tex-Edit Plus ... **before you begin reading. Do this:** First, turn the speech on (located under the Sound menu). Then, Select All A, then use 6, to let your Macintosh computer read the selected text for you. To stop reading, use . (command, period). You can change voices, set voice pitch, modulation and speech rate, under the Sound menu. If you do not have Text-To-Speech installed on your computer, you can download it free from Apple Computer's web site, located at, <http://www.speech.apple.com> and other software, such as, MacinTalk2, MacinTalk3 (pronounced "Mac in talk") and Speech Recognition.

An Overview of Special Features included are:


- Adding ASCII characters easily.
- Apple Events is supported.
- Balloon help is supported and Help files.
- Copy and Paste of PICT or sound files.
- Drag and Drop is supported.
- Inserting other files to your text documents.
- Inserting your own sounds/Recording your own voice.
- Modifying and opening documents that SimpleText can't.
- Pictures, icons charts and highlighted text in color.

- Sound icons (can be copied and pasted into your documents).
- Text-to-Speech (located under the Sound menu).
- Tex-Edit Plus, the application program and text editor, necessary to run Mac's Talkin' Dictionary and to create your own documents or unless of course you are reading this as a PDF file.

Text-to-Speech

Special features include the use of the Speech Manager to read the selected text for you. Just highlight a portion of text, you want read to you or you can select all, then click and hold on the sound feature in the menu bar and drag down to "Read The Selection 6." Or you can select a portion of text that you want read to you, then click on "Read the Selection." **Note** that R "Read the entire document" or "Read Starting at Cursor" works only after you change the preference to other than "None" under the "Sound" menu, "Auto-Highlighting." More help information is available in ...Instructions... and ...Instructions/Help... chapters for using the dictionary and for the text editor, you can find help in the About Tex-Edit Plus... under the Apple menu.

Sound Icons

Sound icons are actually sound files (system 7 sounds). Double-click on this sound icon  you should hear a bird chirping. If not, check to see if the sound manager is installed on your computer or if you have the extensions off or if the volume is turned down too low. If you don't have a sound manager in your Apple computer, you can download one free from Apple Computer Inc. at

<http://www.speech.apple.com/> on the Internet. Also, check to see if you have the right version of Mac's Talkin' Dictionary. Version 2.2 or later is the only versions that have sound added.


If you don't see a sound icon, you have a different version. You should be using Tex-Edit Plus v1.8.5, that came with Mac's Talkin' Dictionary v2.2 or later versions. If you are using version Mac's Talkin' Dictionary 3.0, you should be using Tex-Edit Plus v1.8.5. If you're using Mac's Talkin' Dictionary (6); this file does not contain any pictures or icons or sound icons and only the Speech Manager will function, if it is installed on your Macintosh.

Warning: The new version 2.0 of Tex-Edit Plus (beta) will work with this file **but**, it will no display pictures, icons, or sound and may change your preferences to delete all sounds, pictures and icons of this file. It happened to me :(<- sad sac. **So always backup your files or save the self-extracting file (.sea).**

Various features included are the use of the Sound Manager, to enable you to hear the various sound files added to the dictionary. Just double-click on a sound icon, to hear it.

Icons were eliminated (to reduce file size) in Mac's Talkin' Dictionary definitions in versions 3.0 and later. Plus more Internet, Programming and Network definitions, and picture displays have been added. To find a specific word or definition, use the Find F command, under the special menu. This will only find words in the windows that are open. Unless you specify it differently in the "Preferences" located under the Edit menu.

A great place to put Mac's Talkin' Dictionary is in your Apple Menu, so you will always have access to it, online or offline. An easy way to add Mac's Dictionary to your Apple Menu is to click once on Mac's Talkin' Dictionary folder, to highlight it, then under the Apple menu drag down to "Automated Tasks" and release the mouse button when your cursor is over "Add Alias to Apple Menu". Since the Apple Menu shows sub-folders, (this is if you have Apple Menu Options turned on) [also see "Menu Choice" in chapter "M"] you'll be able to view/open any of the chapters inside the dictionary.

If you ever need any **help** using this file, help can be found in the menu bar in the upper-right corner of your screen  icon. Tex-Edit Plus “Help” can help you with using this program, you can also find “Help” in the “About Tex-Edit Plus...” under the Apple Menu. Sorry, sometimes I repeat myself.

I would like to thank Tom Bender for creating the text editor, Tex-Edit Plus v1.8.5. If you would like to see/download any of Tom Bender’s software applications, he has a web site at <http://members.aol.com/Tombb> and check out some of his other software programs.

A Few Tips When Using Tex-Edit Plus

You may have noticed that the zoom box does not zoom to its largest window. To fix this, open the Preferences... under the File menu and use the pop-up menu and look for Document options. Here you can choose which preferences you prefer. All of the Tex-Edit Plus preferences are located here in the pop-ups menu. Use the Speech Options to change voices, speech rate and voice pitch. I added a shortcut to the sound menu, so just highlight some text and use the shortcut 6 to read the selected text. Also, note that you can have multiple windows open using Tex-Edit. A shortcut for switching between these open windows is 1 through 9. See the “Instructions/Help” chapter for a detailed list of Tex-Edit menu functions or under the Apple menu.

3 System Formats Are Currently Available

Any of these files may be downloaded from any of the following web sites listed below ...

<http://kz900.com/download.html>

1. **Mac's Talkin' Dictionary v3.0** is for system 7.0 or later.

Which is the file you are reading now. This file was cut down in size and contains less picture and icons to reduce download time and disk space.

2. **Mac's Talkin' Dictionary (bbmtd.hqx)** comes with BBEdit v3.5.1 and includes the Speech and an FTP extension. Works on any Mac OS running System 6.0.5 or later. This is a text only version. File size is 858K compressed.

Option-click to download the file below, which is in PDF format and save the file as whatever you want. I think you'd use Control-click on a PC, but not sure :^) Please email me your comments!

3. **Mac Dictionary©1997-2001 (Mac or PC)** was written using Adobe Acrobat This is a PDF file that can be read by any computer that has Adobe Acrobat Reader installed. If you need Adobe Acrobat Reader, you can

download a free copy from <http://www.adobe.com>

If you like **Mac's Talkin' Dictionary©1997-2004** and would like the password for the full version:

Send \$19.99, cash, check or money order **along with your email address or home address** (so that I can send you the password) to:

Jeff Morton
7315 Oakland Ave. S.
Richfield, MN 55423-3227

If you'd like to make payment via Visa or MasterCard, send your payment through **PayPal.com** to sales@kz900.com

Free updated versions are available to registered users of Mac's Talkin' Dictionary and new updates can be found at <http://kz900.com/download.html>

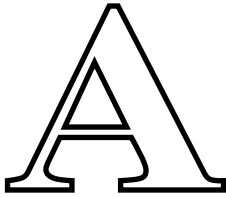
My email address is sales@kz900.com if you would like to send any comments, questions, ideas or whatever.

Made with a Macintosh 6290CD PPC
then modified with a PowerMac 8100 G3
Mac's Dictionary©1997-2001
Created by Jeff Morton
Updated Last: Friday, January 30, 2004

Mac's Talkin' Dictionary© is copyrighted material therefore no distribution of modified versions are to be sold by other parties without the expressed written permission of the author.

Mac's Talkin' Dictionary©1997-2004 created by Jeff Morton

Mac's Talkin' Dictionary©1997-2006



A-10 ATTACK Demo: is a flight simulator (game) for the Macintosh. Take-off and land your A-10 military fighter plane and battle against the enemy using your onboard weapons.

A-10 Attack Cuba Demo: is the same as above except it has better graphics, improved sound and added military aircraft. In this version you can also fly your A-10 through tunnels, if you are an ace pilot.

~Aaron v1.4.1: an extension that changes the graphical interface (windows, menus, etc.) so that it resembles the upcoming MacOS8, "Copland." *A cool feature I like in Aaron, is it replaces the "Window Shade" control panel. The window collapse button is located next to the "Zoom" window button in the title bar.*

A/ROSE (extension): "Apple Real-Time Operating System Environment only necessary for certain older Nubus cards which use the MCP (Macintosh Coprocessor Platform) platform and run the Apple Real-Time Operating System (i.e. Apple's short Ethernet card, Token Ring 4.16 NB card, Serial NB card, and Coax/TwinAx NB card).

About Apple Guide: this is the guide file which provides information about Apple Guide. When in the Finder, you can read the contents of this file by selecting About Apple Guide under the question mark icon in the upper right corner of your screen.

Apple Guide: is a system extension that provides functionality for the Apple Guide. Some software comes with Apple Guide documents to help teach the user how to use their programs. When the program is launched, you should be able to access a "Help" feature under the Apple Guide icon, in the menu bar.

About this Macintosh: shows you how much memory your computer has by opening the Apple menu and choosing About this Macintosh. The number next to Total Memory is how much RAM your computer has and how much memory is being used by each application that is running at the present time. Also shows what applications are presently open and how much memory they are using.

Accelerator: a circuit board (throttle) in your computer that you can install to make your Mac faster. Additional hardware to perform some functions faster than is possible in software running on the normal CPU. Examples include graphics accelerators and floating-point accelerators.

Access Priviledges: is when your system folder protection is turned on and you cannot remove a file until you unlock the system folder in the general controls (in the control panels folder). There is also a lock for the Applications folder. This is nice to have if there are multiple users that have access to your computer.

ACCU: Association of C and C++ Users. These are people who create software programs, also known as computer programmers.

Accumulator: in a central processing unit, a register in which intermediate results are stored. Without an accumulator, it would be necessary to write intermediate results to main memory and read them back. Access to main memory is slower than access to the accumulator which usually has direct paths to and from the arithmetic and logic unit (ALU). Modern CPUs usually have many registers, all or many of which can be used as accumulators. For this reason, the term "accumulator" is somewhat archaic. Use of it as a synonym for "register" is a fairly reliable indication that the user has been around for quite a while and/or that the architecture under discussion is quite old. The term in full is almost never used of microprocessor registers, for example, though symbolic names for arithmetic registers beginning in "A" derive from historical use of the term "accumulator" (and not, actually, from "arithmetic"). Confusingly, though, an "A" register name prefix may also stand for "address", as for example on the Motorola 680x0 family.

Acoustic Coupler: A device used to connect a modem to a telephone line via an ordinary handset. The acoustic coupler converts electrical signals from the modem to sound via a loudspeaker, against which the mouthpiece of a telephone handset is placed. The earpiece is placed against a microphone which converts sound to electrical signals which return to the modem. The handset is inserted into a sound-proof box containing the loudspeaker and microphone to avoid interference from ambient noise. Acoustic couplers are now rarely used since most modems have a direct electrical connection to the telephone line. This avoids the signal degradation caused by conversion to and from audio.

Acrobat: a product from Adobe Systems, for manipulating documents stored in Portable Document Format (.pdf). Acrobat provides a platform-independent means of viewing, and printing documents.

Active Window: the window in front (the window or file you are currently reading or typing in).

ActiveX: Microsoft's answer to Java. ActiveX is a stripped down implementation of OLE designed to run over slow Internet links.

Actuator: is the motor that moves the read/write head over the platters. Voice coil actuators are used in better drives; cheaper drives often use a clumsy Step-per-motor based actuator. Stepper motors cannot provide the fine control of a voice coil actuator.

Adaptive Answering: A feature which allows a faxmodem to answer the telephone and decide whether the incoming call is a fax or data call. Most Class 1 faxmodems do this.

ADB (Apple Desktop Bus): is a serial interface designed for connecting input devices to the Macintosh computer. Pass-through connectors on each device enable you to chain several devices together. You will note that an ADB port is located in the back of your Macintosh and an ADB cable connects to the keyboard. Some other devices such as joysticks and trackballs have an extra ADB port allowing you to connect multiple input devices.

ADB (Apple Desktop Bus extension): a system extension that describes the cables and jacks used by the keyboard and mouse to the Macintosh.

ADB Port: is a port in the back of your Macintosh in which you connect the mouse cable into. If you have a joystick or trackball, they usually supply an extra ADB port with their device to

allow hook up of both devices. Note: Always shutdown your Macintosh before connecting/disconnecting any cables.

Add Alias to AppleMenu: is an AppleScript application that does what it says automatically. (Also see AppleScript for creating your own scripts). *I have also added a folder full of AppleScripts, that I have collected/created myself, that are available for downloading from the Mac's Talkin' Dictionary home page*
<http://home.earthlink.net/~jeffsalt/download.html>

Additive System: defines the RGB computer color model in which red, green, and blue combine to make white.

Address (networking):

1. email address (jeffsapple@earthlink.net)
2. Internet address (<http://home.earthlink.net/~jeffsapple/>)
3. MAC address or I.P. Address: this address of mine is a static address until I register for a domain name it will become a permanent I.P. Address. For example, my latest address was 153.34.150.166 (this address changes everytime I login).

Address Bus: are the connections between the CPU and memory which carry the address from/to which the CPU wishes to read or write. The number of bits of address bus determines the maximum size of memory which the processor can access.

Address Mask ("Subnet Mask"): a bit mask used to identify which bits in an IP address correspond to the network address and subnet portions of the address. This mask is often referred to as the subnet mask because the network portion of the address can be determined by the class inherent in an IP address. The address mask has ones in positions corresponding to the network and subnet numbers and zeros in the host number positions.

Administrative Domain (AD): a collection of hosts and routers, and the interconnecting network(s), managed by a single administrative authority.

Adobe Acrobat Reader: allows you to read .pdf files. A product from Adobe Systems, for manipulating documents stored in Portable Document Format. Acrobat provides a platform-independent means of viewing, and printing documents.

Adobe Premeire: is an application program for editing multimedia files (making movies/animations and soundtracks).

Adobe PhotoDeluxe v1.0: is an application program for editing images and text files. This file comes with the UMAX scanner but doesn't have the added features as Adobe PhotoShop.

Adobe PhotoShop: is an application program (Graphics Editor) used to edit images either with a scanner or any pictures you have on hand.

Adobe Systems, Inc.: is a California font foundry and software house. Adobe created the PostScript page description language and wrote the Blue Book, Green Book, Red Book and White Book on it. They also developed PDF.

Adobe Type Manager (ATM): software that produces PostScript outline fonts on screen and paper. There are versions that run under Microsoft Windows and on the Macintosh. ATM is must be loaded at startup in order for Adobe Acrobat and some other applications to function.

Adobe Type 1 Fonts: the PostScript computer font technology developed by Adobe Systems,

Inc., which has become standard in the electronic prepress industry.

Adobe Type Reunion v1.2 (control panel): font menu utility, similar to Now WYSIWYG Menus, which groups font families together in hierarchical submenus and shows font names in their respective fonts.

ADSP (extension): AppleTalk Data Stream Protocol. Provided networking protocol under pre-7.0 systems. More specifically, it provided data flow and full duplex data delivery over a network. However, in order for the benefits to be realized, both Macs had to be running this extension.

Administrative Domain (AD): a collection of hosts and routers, and the interconnecting network(s), managed by a single administrative authority.

After Dark (RAM usage depends upon which "module" you are using): a popular screen saver. This control panel has been known to conflict with many things, and can cause quite a few crashes under certain configurations.

After Dark Files: not a control panel, but a folder within the Control Panels folder. This folder holds the modules and support files for After Dark.

AIDS: An Infected Disk Syndrome, this condition is quite often the result of practicing unsafe SEX. An application called Disinfectant 3.6 is available on the Internet as freeware, which will prevent viruses from entering your computers hard disk. What a virus, computers and humans can catch the same disease, although the computer virus is "cureable."

AIFF Recorder: is a shareware application program that records sounds or music to AIFF format.

Aimnet: An Internet access provider for individuals and corporations. They provide dial-up, SLIP, PPP and shell accounts as well as ISDN.

Aladdin Systems: the developers of the stuffit file archiving and compression utility for the Macintosh. DropStuff, Stuffit Expander, Installer Maker and other products are also available on the Internet at <http://www.aladdinsys.com>

Al Unser Jr.: is an arcade style car racing game. The demo is available on the Internet.

Alert Box: a message that appears on your screen; Mac is communicating with you. An alert box is marked with either an exclamation mark or with a red warning hand.

Alert Sounds: an alert sound is the beep you hear when either the Finder gets an error or when a dialog pops up instructing you on what went wrong. To add other sound files to your Alert Sounds. Just open the System Folder and drag a System 7 sound onto the System File.

Algorithm: a procedure or set of rules that can be followed in order to solve a well defined problem.

Alias: a duplicate of a files icon (not the original file). This is a feature of system 7 or later and is indicated by an italicized icon name. Aliases are used to create a shortcut to open that particular file. Make Alias M is located under the File menu.

Alias Menu: is a control panel that allows you to create folders in the menubar. Like using a second, third or forth Apple Menu. This makes it easy to open files that you use often. The files

can be accessed in the finder (or from the desktop).

AliasZoo: is an alias management utility. AliasZoo will locate all aliases on a volume, verify that they're functioning properly, and identify those that are not. Any alias in this list can then be renamed, re-connected to a new target, or thrown in the trash. You can even ask AliasZoo to search all your volumes and attempt to automatically re-connect damaged aliases for you.

Allocating More Memory: If you want a program to work with more or larger documents, you can increase the amount of memory it uses or if you want to open more programs at once, you can decrease the memory size of your programs, this also depends on how much RAM you have installed.

First you need to quit the application if it is open. Then open the folder in which the application is in, click on the application to highlight it. Then go to the menu bar where it says "File", hold down on the mouse button and drag down to "Get Info" and release the mouse button. A dialog box will appear and at the bottom you will see minimum size, preferred size, and suggested size. In the box preferred size you can adjust this amount of memory. Move the cursor inside this box and click once then change the amount of memory here. Also see Get Info. The "Locked" checkbox is to prevent your computer from changing the memory requirements back to the applications default, when you Rebuild the Desktop.

Alpha Channel: is a special 8-bit gray scale channel that is used for saving a selection.

Alpha 6.0: is a text, programming, html and a hyperlink editor. Which editor did I leave out? Alpha 6.0 does it all, if you know how to use it.

alt.: is the name of the alternative set of newsgroups. There are more alt. newsgroups than any other set because Usenet was set up so anyone could created an alt. group. The result has been thousands of groups, many of them bizarre.

alt key (option key on the Macintosh):

1. The alt shift key on many keyboards, including the IBM PC. On some keyboards and operating systems, (but not the IBM PC) the alt key sets bit 7 of the character generated.

2. The " " or " " character key is the command key on a Macintosh; use of this term usually reveals that the speaker hacked PCs before coming to the Mac (see also feature key). Some Mac hackers, confusingly, reserve "alt" for the Option key (and it is so labelled on some Mac II keyboards).

Alta Vista: a World-Wide Web site provided by Digital which features a very fast Web and Usenet search engine.

American Heritage Dictionary: contains common definitions like the Webster's Dictionary. Not many computer definitions here.

America On-Line, Inc. (AOL): a US on-line service provider based in Vienna, Virginia, USA. AOL claims to be the largest and fastest growing provider of on-line services in the world, with the most active subscriber base. AOL offers its three million subscribers electronic mail, interactive newspapers and magazines, conferencing, software libraries, computing support, and on-line classes.

In October 1994 AOL made Internet FTP available to its members and in May 1995, full Internet access including World-Wide Web. Files cannot be sent via AOL email to another computer connected directly to the Internet or vice versa. Nor can AOL members access all pages or web sites on the Internet.

AOL's main competitors are Prodigy and Compuserve.

AMMS MPEG Decoder (extension): hardware driver for the Apple MPEG Media System Card.

Analog: refers to a system that represents or manipulates data by measuring voltage, providing information in non-discrete values rather than in discrete signals (digital). An electro-mechanical clock with gears represents an analog system.

analogue computer: a machine or electronic circuit designed to work on numerical data represented by some physical quantity (e.g. rotation or displacement) or electrical quantity (e.g. voltage or charge) which varies continuously, in contrast to digital signals which are either 0 or 1. For example, the turning of a wheel or changes in voltage can be used as input. Analogue computers are said to operate in real time and are used for research in design where many different shapes and speeds can be tried out quickly. A computer model of a car suspension allows the designer to see the effects of changing size, stiffness and damping.

Anarchie: is a shareware application, that allows your computer to connect to Archie FTP sites on the Internet.

anchor: an area within the content of a hypertext node which is the source or destination of a link. The anchor may be the whole of the node content. Typically, clicking with the mouse on an anchor area causes the link to be followed and the anchor at the opposite end of the link to be displayed. Anchors are highlighted in some way (either always, or when the mouse is over them), or they may be marked by a special symbol.

Anchor Point: a corner point or a curve (smooth) point that joins two segments of a path.

animation: is the creation of artificial moving images.

annotation:

1. Extra information associated with a particular point in a document or program. May be added either by a compiler or by the programmer. Annotations are not usually essential to the correct function of the program but give hints to improve performance.

2. A new commentary node linked to an existing node. If readers, as well as authors, can annotate nodes, then they can immediately provide feedback if the information is misleading, out of date or plain wrong.

anonymous FTP: is an interactive service provided by many Internet hosts allowing any user to transfer documents, files, programs, and other archived data using File Transfer Protocol. The user logs in using the special user name "ftp" or "anonymous" and his e-mail address as password. He then has access to a special directory hierarchy containing the publically accessible files, typically in a subdirectory called "pub". This is usually a separate area from files used by local users. A good freeware program for the Macintosh is a program called "Fetch."

anti-aliasing: is a technique used on a gray-scale or colour bitmap display to make diagonal edges appear smoother by setting pixels to intermediate colours near the edge according to where the edge crosses them. The most common example is where black characters are to be displayed on a white background. Without anti-aliasing, the diagonal edges of, say an upper case "A" character appear as a jagged edges or "staircases" which may be noticeable on a low resolution display. If the display is capable of showing intermediate greys then anti-aliasing can be applied. This colours a pixel black if it is completely within the black area, or white if it is complete white, or an intermediate shade of gray determined by the proportions of the pixel which overlap the black and white areas.

anti-virus software: are programs to detect and remove computer viruses.

Apple Built-In Ethernet: used by Open Transport/Classic AppleTalk to allow access to the built-in Ethernet port on your Mac. Depending upon your system version prior to updating to 7.5.3, this extension could be called either of the above names; although they are quite different in code, they perform essentially the same function.

AppleCD Audio Player Guide: provides step-by-step instructions for using the AppleCD Audio Player. You can access the AppleCD Audio Player Guide from the Guide (question mark) menu, after you install and open AppleCD Audio Player.

AppleCD Player: is located in the Apple Extras folder on your hard disk. You can also find control strip modules (3rd party shareware) to place in your Apple Control Strip, that comes with system 7.5.3, to quickly access the audio CD from the control strip on your desktop. As a shortcut to the AppleCD Player, an Alias has been put in the Apple Menu for you by Apple Computer.

Apple CD-ROM: the driver software for any installed Apple CD-ROM drive.

Apple CD Speed Switch: from System 7.1. Allows you to switch between "standard" or "faster" speed. It is integrated into CD Software 5.0.

Apple Color Printer: enables your computer to print documents on an Apple Color Printer.

Apple Color SW Pro CMM: is a system extension that contains color-matching information used by ColorSync 2.0 to maintain consistent color between documents.

Apple Customer Relations: 800-776-2333 If you wish to have Apple literature, information, features, product benefits faxed to you; or you have recently purchased Apple products and some items are missing or damaged please call the above listed number. Please have the following information ready; hardware type, CPU, etc., the serial number of the unit, a date of purchase (is it in warranty?).

Apple DocViewer: is an on-line documentation application. It provides a standard way for Apple to distribute documentation to developers in an electronic form and provides a quick on-screen reference for browsing through multiple documents.

Apple Ethernet Built-in: if you're not using Ethernet you can remove this extension or disable it.

Apple Ethernet CS, Apple Ethernet LC, Apple Ethernet NB: these Ethernet drivers are necessary only if you have a IIcs, LC, or NuBus Mac using the corresponding Ethernet expansion card.

Apple Events Manager: used by programmers and is incorporated into AppleScript with System 7.5 and above.

Apple File Exchange: (PC Exchange) this was actually an application, rather than a control panel. PC Exchange replaces Apple File Exchange and allows your Macintosh to open PC files.

Apple Guide: is Apple's integrated help system and is the (?) located in the top right corner of the menubar. If you are not using Apple Guide you can remove it...Actually, only the Apple Guide extension takes up system RAM; the individual modules, called "mixins," are documents. But for those of us who just want to keep things neat, you can remove all of them: NOTE: There

is a known bug in Apple Guide. If you are having trouble with Apple Guide functioning properly, make sure you don't have mixins installed for items that are not on your computer. Some examples of this: having the "PowerBook Guide Additions" on a desktop Mac; "Speech Guide Additions" on a Mac not running PlainTalk; AV-related mixins on a non-AV Mac. To solve the problem, just remove the offending mixins. (Thanks to Bob LeVitus and Chris Breen for this tip). Another quick tip to find these documents/related files is by using the Find File application (F).

Apple HD SC Setup: is an application program that is used to reformat your Hard Disk.

Apple ISDN Telephone Tool: for use with the Apple ISDN NuBus Card. This version is part of the Telephone Manager 1.1.1 update.

Apple Macintosh 24AC: used by the Radius Display Card 24AC.

Apple Menu: the menu bar in the upper left corner of the screen with the apple logo. This is where you'll find the aliases to the original files and folders to most of your applications, CD player, folders, control panels, etc.

Apple Menu Items: aliases of original items placed in this folder will appear under the Apple Menu or in the system folder under Apple Menu Items. The items in this folder are sorted alphabetically; to reorganize the order items appear in the menu, place characters such as spaces, periods, etc. at the beginning of names. If you are using a startup manager/utility which supports Apple Menu Items, you may also have a folder called "Apple Menu Items (Disabled)." This folder is located in the System Folder.

Apple Menu Options 1.1.2: is a control panel that creates the sub-folders in the Apple Menu. You can turn the submenus available in the Apple menu (for recently used documents, programs and servers) on or off. You can also set the number of items that will appear in the menus. When you install 7.5.3 or System 7.5.2 Update 2.0, your preferences for this control panel are reset. You will have to manually reset them, by opening this control panel.

Apple Modem Tool: used with ClarisWorks to access a network connection or to dial a phone number. Use the vt102 tool to login to your local library. Here you can access the library catalog to find and reserve books and materials. Also, some libraries have Internet access and other great learning features.

Apple Multimedia Tuner: is a system extension includes a set of software enhancements that improve the performance and reliability of some software applications and multimedia titles that utilize Apple's QuickTime and Sound Manager software on Macintosh computers running system software versions 6.0.7, through 7.5. This extension is not required unless you have a tv connected to your Macintosh.

Apple Photo Access: this is part of the CD-ROM software which allows you to view Kodak PhotoCD's. This system extension also requires Foreign File Access to function.

Apple Product & Support Information: 800-505-0171 Apple Assurance gives you access to Apple's automated product information system, which provides you with recorded information on most Apple products, 24 hours a day, 7 days a week. Articles with answers to many commonly asked questions and troubleshooting information are also available. You can have product specifications or support information sent directly to your fax device; just call from a touch-tone phone and follow the instructions. The information you request will be sent to your fax device within minutes. The fax service is also available 24 hours a day, 7 days a week.

Apple Remote Access (ARA): you can send a fax while the ARA Answer Calls option is selected in the Remote Access Setup control panel. However, you will not be able to receive faxes while the ARA Answer Calls option is selected in the Remote Access Setup control panel. You must decide to either set the computer to answer ARA calls OR receive faxes.

AppleScript: is located in the Apple Extras folder on your Hard Disk, it allows for "scripting" of operating system functions. Many scripts are provided with your Mac, or you can program your own scripts if you have the patience to learn the language. Apple Events Manager now built into this.

To use the Record button; press the record button and go through the motions. For example, open AppleScript, then press the record button, open the Hard Disk, open the Applications folder, open ClarisWorks folder, open ClarisWorks application, then go back to the finder and close all windows (option-click on the close box). Then return to AppleScript by clicking on its window to make it active. Press the Stop button. Now go back to ClarisWorks and quit the application. Return to AppleScript and press run. You will now see windows being opened and ClarisWorks application startup, then see all of the windows close. Remember to quit ClarisWorks before you record this example, otherwise you'll get an error. All of your actions have been automatically recorded. Try it, it's cool! ClarisWorks it is available at <http://www.claris.com/> if you don't have it.

AppleScript™: provides you with the ability to automate repetitive tasks within scriptable applications.

AppleScriptLib: is an extension required to use and edit AppleScript scripts. Provides native support for AppleScript on PowerPC-based computers.

AppleShare (v3.6.1): only necessary for access to networked volumes, if you're not on a network, you don't need it. If you are on a network, you only need it if you want to access other computers and file sharing must be turned on. This version of the AppleShare extension is incompatible with Connectix SpeedDoubler 1.1 and earlier, and could possibly be incompatible with other "copy accelerators." The bug only affects file transfers over an Ethernet connection.

AppleSystem Profiler: is an application program created by Apple Computer Inc. that scans your extensions and control panels folders and tells you which are from Apple and which are third-party extensions.

AppleTalk: you can specify AppleTalk settings (such as connection port and zone) for use with Apple's Open Transport networking. When you install Open Transport, the Network and MacTCP control panels are replaced with the AppleTalk and TCP/IP control panels. A proprietary local area network protocol developed by Apple Computer, Inc. for communication between Apple products (e.g. Macintosh) and other computers. This protocol is independent of the network layer on which it runs. Current implementations exist for LocalTalk, a 235 kilobyte per second local area network and Ethertalk, a 10 megabyte per second local area network.

Apple Talk (v1.1): used to specify AppleTalk settings under Open Transport. PCI PowerMacs might have a different physical Ethernet address after installing System 7.5.3, since 7.5.3 corrects a bug that causes an incorrect address to be used when TCP/IP addresses are obtained using BootP, DHCP, or RARP. Fortunately, Open Transport makes it much easier for a user to determine their physical Ethernet address, choose Get Info in either Appletalk or TCP/IP control panel.

AppleTalk-DECnet Tool: used on cross-platform (Mac/PC) networks.

Appletalk Filing Protocol (AFP): in the client-server model, the part of the system that performs information preparation and exchange on behalf of a client or server. Especially in the phrase "intelligent agent" it implies some kind of automatic process which can communicate with other agents to perform some collective task on behalf of one or more humans.

AppleTalk ImageWriter: enables your computer to print documents on an ImageWriter or networked ImageWriter II.

AppleTalk-LAT Tool: used on cross-platform (Mac/PC) networks.

AppleTalk Network: a Local Area Network (LAN) that lets everyone in a group connect their Macintoshes and other types of computers. Information such as documents, email and applications can be shared across the network.

AppleTalk Service: you can specify AppleTalk settings (such as connection port and zone) for use with Apple's Open Transport networking. When you install Open Transport, the Network and MacTCP control panels are replaced with the AppleTalk and TCP/IP control panels. Works on all Mac OS-based computers that support Open Transport.

AppleTalk Switch: is a control strip module that switches AppleTalk on/off from the Control Strip.

Apple TrueType Fonts: the computer font technology developed by Apple Computer, Inc., which is characterized by a single-file display and output scheme.

Apple User Assistance: 800-SOS-APPL (767-2775) Apple Assurance offers an array of service and support options and comes with every Apple product. Apple Assurance includes "up and running" support for as long as you own your Apple product. Trained staff members are ready to help you with the successful use of your Apple product, including: installation and set-up; compatibility with Apple hardware and software products; referrals for support of third-party products; hardware and software troubleshooting for Apple products; and available service options. User Assistance is open from 6:00 a.m. to 6:00 p.m. Pacific time, Monday through Friday. Hours for support may vary according to Apple product.

Apple Video Player: an application program that provides software to use your VCR and TV Tuner with the Macintosh.

AppleVision (v1.0.4): if you have a 1710AV monitor and a PCI Mac, you must use v1.0.4 and the Monitors & Sound control panel. 1.0.2 is not compatible with PCI Macs running 7.5.3. If you have a non-PCI Mac, you must use 1.0.2, the Sound control panel, and the Monitors control panel. To update to version 1.0.4, you must first install 1.0.2, which is available from Apple's ftp sites, before you update to System 7.5.3.

AppleVision Guide Additions: adds step-by-step instructions to Macintosh Guide about how to use AppleVision displays with your computer.

AppleVision Setup: actually an application. On a PCI Mac, after upgrading to System 7.5.3. this "control panel" should be eliminated (if not, you can trash it manually). All of its functionality will be incorporated into the Monitors & Sound control panel. Also, if you hit the buttons on the front of the AppleVision 1710AV, the Monitors & Sound CP should appear.

Application: same as software program or software application (see application program).

Application Folder: stores most of the software programs that are added to the Mac. To find

an application quickly, you can add aliases to the Apple menu.

Application menu: same as the Finder on system 7.0 or later. You can switch from one program to another by choosing names from the application menu. GoMac is a third party control panel that allows you to do the same thing with other added features.

Application program: a piece of software that performs a specific function on your computer. For example, ClarisWorks is an application program that allows you to do Word Processing, Graphics, Databases, Communications and Spreadsheets. HyperCard Player is an application that allows you to run HyperCard stacks. Each application has its own creator (so the Finder knows what to run when you double click on it) that it gives its documents.

Apptab: is a control panel which improves on the tab switching feature found in MS Windows, allowing you to see a dialogue window of all open programs and select one using the keyboard or mouse.

Archive: is a disk catalog utility available exclusively for the Mac OS. It can quickly catalog your disks. It can find your files and tell you which disk they are on. It can give you information about your files. It can even launch your files.

Argument <programming> : the same as a parameter---a variable or value passed to a function.

Arnold's MIDI Player: is an application program that plays MIDI files. This application allows you to play your own music with more than 100 musical instruments to choose from.

Arrange Backgrounder: an extension installed by CE Software's Web Arranger.

ArtValve: allows AOL users to avoid the long "downloading art" periods.

ASCII (text): an acronym stands for **American Standard Code for Information Interchange**, pronounced "askee," This code assigns binary (on/off) values to the 7-bit capability of the computer. The 8th bit is for special characters or characters with diacritical marks, to signal the end of the character, or for functions such as a parity bit to check for errors. ASCII is the standard code used to send data and other binary information, such as through a telephone modem.

ASCII Code (American Standard Code for Information Interchange): a system of binary signals representing computer characters as bytes.

ASFU Fixer: a third party INIT from GDT Technologies which disabled the DMA serial driver originally found on PowerMac and Quadra AV machines, reverting to the unused non-DMA serial driver in the ROMs of those machines. Apparently, the newer DMA driver was incompatible with GDT's PowerPrint and the StyleWriter printer. Also needed by a few other products because they were incompatible with the DMA serial driver and GeoPort architecture. However, applications which used the standard GeoPort architecture of these machines could encounter problems of their own when using the "patched" driver. The SerialDMA extension (now a part of System 7.5.3) eliminated the need for this extension.

Aspect Ratio: the aspect ratio of a monitor is measured in pixels high. For instance, the AppleColor 13" monitor has an aspect ratio of 640x480 pixels or 72 dpi (dots per inch). A monitor displaying a higher ratio on the same monitor does not mean a sharper picture, but it does make your desktop work space larger and all of the objects and text smaller. It's just like using a camera and zooming out to a wider angle.

Assistant Toolbox: a set of routines for the PowerBook File Assistant which allow file synchronization, better battery management, and easier mobile computing. It provides support for a persistent RAM disk (normally, you would lose your RAM disk when the computer is shut down) and deferred printing when a printer is not available (if you are using the LaserWriter driver). It provides better cursor visibility on passive-matrix displays. It allows AppleTalk to be activated without restarting the computer. It also works with PCI Macs to enable deferred printing when a printer is not available (again, only if you are using the LaserWriter driver). This extension may conflict with the LaserWriter Select 310 printer software to block printing. A solution is to turn off background printing in the Chooser.

Asynchronous: often abbreviated "asynch." Refers to communications mode in which each character is balanced individually with timing or framing information (e.g., with a stop bit), as opposed to synchronous communication, in which a group of characters is given the timing.

AT Commands: are commands or a language allowing you to communicate with your modem (now they have us talking to machines, hehe). Modems speak to computers using their own language. The AT command is used for attention. DT is used for tone dial. Note that each modem manufacturer has a different language code for that specific modem. See your Modem Instructions Manual for your modem language codes. These commands also allow you to set advanced commands such as, error control, data compression, and high-speed connections.

Basic AT Commands...

<i>Command</i>	<i>Function</i>	<i>Notes</i>
ATA	Answer phone	
ATDT n	Tone Dial	n = number to dial, use commas for pauses.
ATDP n	Pulse Dial	n = number to dial, use commas for pauses.
ATHn	Hook	H0 hangs up, H1 answers phone.
ATMn	Speaker	M0 turns off, M1 turns on.
ATZ	Reset	Sets modem to power-on settings.
AT+++	Command	Returns modem to command state.
ATO	Online	Returns to on-line (opposite of +++).
ATS0= n	Answer Rings	Sets # of rings to answer phone.
ATS7= n	Wait Time	Time to wait for remote modem.

At Ease: allows you to set up your computer so that users can only use certain applications, folders, documents. It also prevents them from accessing and reconfiguring the system.

At Ease 7.5 Layer Patch: When "Show Desktop when in background" is not checked in the General Controls control panel, the System software "hides" the Finder when another application is in the foreground. At Ease, on the other hand, tries to stay visible in the background when an application is launched. When both of these circumstances occur at the same time (using At Ease with the "Show Desktop" box unchecked), the Process Manager in the System software can't decide whether to "hide" At Ease or not and crashes. This patch fixes this problem.

At Ease Items: this folder, stored in the System Folder, contains all the user info and preference files for At Ease.

At Ease Startup: extension which causes the computer to startup in At Ease instead of the Finder.

ATM (Adobe Type Manager) 3.9: allows Type1 fonts to display smoothly. Also required for Acrobat/Acrobat Reader to function. For your information, there is a conflict between ATM

3.8.3 and Suitcase 2.x.

ATM GX: Makes your Type 1 fonts look sharp and clear at any point size—both on your screen and on paper. Improves the output of QuickDraw printers, such as the ImageWriter and StyleWriter series.

Audio: a signal that can be heard, such as through a speaker.

Audio CD Access: this is part of the CD-ROM software which allows you to play audio CDs through your internal or external CD-ROM drive. It requires the AppleCD Audio Player or equivalent to control the CD. Also, requires Foreign File Access to function.

AudioVision: part of the AudioVision 14" monitor software package and only used with AV model Macs. Only needed on pre-7.5 systems.

Audio Volume Extension: on 5200, 5300, 6200, and 6300 series Macs, this file replaces/fixes problems with the Internal Modem Sound extension (actually, a newer version of the IMS extension is incorporated into the Audio Volume extension). Allows modem sounds to be played through the Mac's own speakers (or external speakers). Also loads a new sound driver which fixes a bug with poor sound quality on sounds played from the hard drive or CD-ROM's.

Aurora v4.1: is a third-party control panel (cdev) used to customize the look (in color) of your desktop, menu bar, windows, etc.

AutoBoot: is a Control Panel which will restart your Macintosh after a System Error or a Freeze-Up has occurred. AutoBoot ensures maximal availability of unattended Macs.

Automated Tasks: is a folder that comes with the Mac OS 7.5 and contain AppleScript scripts that perform tasks in the Finder. To run a script (and perform its task), you can either choose the script from the Apple menu or activate the script in the Automated Tasks folder. The Automated Tasks folder is located in the AppleScript folder (inside the Apple Extras folder) on your hard disk. Note: You must have AppleScript installed to enable any Automated tasks to function.

Automatic Picture Replacemnt (APR): a system developed by Scitex America for automatically substituting high-resolution digital images in place of low-resolution placeholder images.

AutoMenus Pro: is a control panel that offers a large selection of custom-ization features, giving you control of how you want your menus to operate.

Auto Power On/Off: shuts down the Mac after a specified idle time, reboots after a power failure, and/or allows you to have the Mac shut down or start up at a certain time(s). According to Apple, works with IIsi, IIVx, IIVI, Color Classic (& CCII), LC 630, LC 520, LC 550, Quadra 630, Quadra 840AV, and all subsequent models (except for PB 500 models) up until the PCI Macs. However, many PowerMac owners claim that it doesn't work on their machines. It doesn't work on the Performa 6290 either.

AutoRemounter (v7.5.3): only used for PowerBooks. Allows remounting of AppleShare server volumes after waking from sleep. Turns off "losing network services" alert that shows up when your PowerBook goes to sleep. For all PowerBooks except 100, 140, 145, 145B, and 170.

AV: stands for Audio Video/Audio Visual/AudioVision.

AV Guide Additions: adds step-by-step instructions to Macintosh Guide about how to use AV

monitors with your computer.

AV/PPC Serial Extension: installed by the Global Village modem software on older systems. Used on pre-7.1.3 systems to enhance the serial port to allow the higher connect speeds which the Teleports were capable of supporting.

AV Serial: it is supposed to have fixed (a) difficulties when printing with the LaserWriter Select 310 printer; (b) a possible system error when both the serial port and an AppleTalk network connection are being used heavily; and (c) a possible system crash when simultaneously receiving a fax and transferring files over a network.

AV Setup: an extension used by Sound & Displays control panel included in the second release of System 7.5.2 and used to control AppleVision displays.

AVI to QuickTime: is an application program for converting AVI to QuickTime movies.

Mac's Talkin' Dictionary©1998 created by Jeff Morton

B

Backgammon: is a shareware game where you roll the dice and move your chips back to home.

Background Color (BG): this background color refers to the background color of your home page. This would be written in html code in your "index.html" document;
<body bgcolor="#DDDDDD"> this is the default background color or gray.

Background Printing: enables you to print while working on other applications at the same time. Printing will take longer but you can get other things done.

Background Printing: allows you to do other things on the computer while printing. When background printing is turned off, the printer prints faster, but you cannot do anything else while printing. The Background Printing switch is found in the Chooser. The alias of the Chooser is in the Apple Menu.

Backgrounder: used under System 6.0.x to support background printing.

Backlight Control: allows older PowerBooks (under systems earlier than 7.5) to dim or turn off backlighting after a period of inactivity.

Backup: to make a copy of a file/folder to a floppy diskette, external hard disk or just a backup copy on the same hard disk, to prevent it from being trashed, corrupted or stolen. *That reminds me!* Also, save your files, often.

Bad Sector: an unreadable area of a disk containing bad bits, making data within the sector unaccessible. Reformatting your hard disk will erase all data from your hard disk, so backup your hard drive before formatting the hard disk.

Balloon Help: a feature of system 7 or later, that helps you learn about certain parts of windows and desktop features. Also, helps provide information (help) on some programs that feature balloon help.

Bank: the collection of memory modules that make up a block of RAM memory, often in increments of 16K or 64K and usually done with 8 IC's (integrated circuits).

BASIC: one of the most common first computer languages learned. Sometimes the BASIC used by a computer resides in the ROM memory. Other times it has to be loaded in from diskette or cassette tape. Although all BASIC's are similar, they are not necessarily compatible with different computers. Most commonly used in UNIX computers.

Basic Black: a simple shareware screen saver.

basic color monitor: on Quadra models 700, 800, 900, and 950, as well as on Centris and

Quadra models 610 and 650, some users have had problems with overly-green monitor displays. This extension fixes the bug on all Apple, and SOME non-Apple, monitors. However, on some non-Apple monitors, this extension would cause the screen to go blank. This problem cannot be resolved by simply removing the extension, since the settings are saved to the PRAM of the machine (and since you can't see anything ;-)). The solution is to restart, zap the PRAM a couple times, and immediately start with extensions off. Then remove the extension.

baud: used to describe the speed of transmission. The signal is split into a certain number of parts per second. Thus 2400 baud will send 2400 units per second. Generally each unit is a bit, so that 2400 baud usually means that 2400 bits per second are being sent.

baud rate: is the speed of a modem (sometimes referred to as bytes per second). But, bps and baud are not actually identical in modem speed.

BBEdit Lite 3.5.1: BBEEdit Lite is a freeware derivative of BBEEdit 3.5, the popular and critically acclaimed text editor for programmers, HTML authors, on-line-service users and anyone else who needs to edit plain-text files. It also has an ftp extension for transferring text files on a network.

BBEdit 4.0 Demo: is the same as above, only it has extended features for writing HTML documents. It's great for a person who wants to learn how to write code/without having to write the code, for making a web page. It also has advanced features for the programmer and the on-line network user.

BBS: is an electronic bulletin-board system (located on a network) that allows you to post messages to it, using your computer @ a modem.

BeforeDark: here is a System 7 clean application (not an extension or control panel) that collects and installs colorful patterns on your Macintosh's desktop.

Behierarchic: is a shareware application, that creates hierarchical menus under the Apple Menu. This application is for System Software 7.0.

beta test (beta software): this test is exclusively when applied to software. When a software program is so new, and the bugs and conflicts have not been resolved yet.

Better Edit Keys: adds the functionality of keyboard text navigation into any word processor which does not already have it. Allows single and mul-tiple word highlighting, end of line jumps, etc.

Bézier Curve: a curved line segment drawn using the Pen tool. It consists of anchor points with direction lines with which the curve can be reshaped.

Big Picture: is a shareware program for zooming and flipping images. A great program for making movies.

BigSecret: is a program providing file security facilities for files you store on your computer. The following facilities are provided; commands for making files or folders visible or invisible, facilities for ensuring invisible files remain invisible in other applications, facilities for recording information about the usage of certain files that you specify, password facilities for protecting access to the program, automatic hiding of files at shutdown,

Billminder: an extension used by Quicken to alert the user that a bill payment is due. I have heard many complaints about conflicts with this extension.

Binary: a system of processing data in which only two states exist, such as, on or off, zero or one, high or low.

Binary pump: is a file organization tool which acts as an agent, moving files to folders based upon rules. For example, it can move all files of types "JPEG" to a folder called "Pictures". In addition to folders, Binary Pump can also send files to applications or outright delete them. In addition, Binary Pump includes file identification features which utilize both binary tags and file name extensions to identify files. It can also decode MacBinary II files. Binary Pump also includes utilities for accessing deeply nested folders/apps without the mess of aliases all over the desktop. The archive contains a comprehensive User's Guide in MS Word format, containing an Index, Table of Contents, Pictures, and more. Binary Pump is a Fat-Binary.

BIOS: Basic Input/Output System. A routine stored in ROM (read-only memory) that controls communications between the PC and its hardware.



bit: is the smallest unit of computer data or information, representing pulses of electricity interpreted as either zeros or ones (as in binary code). A single character is represented by eight bits in a unit called a byte. **8-bits = 1 byte.** So the word "computer" would be equal to 8 bytes of data or 64 bits.

bit depth: the measurement of how many bits of information (data) a pixel is able to store. Often applied to computer monitors as in 8-bit or 24-bit display.

bitmap image: a digital image which has a fixed number of pixels per inch (ppi) unaffected by the resolution of an output device such as a laser printer or imagesetter. When printed, bitmap images are converted to digital halftones, and the line screen frequency (lpi) options are directly related to the original bitmap resolution (ppi).

biz.: is the name of the set of business-related NewsGroups. Such as, "alt.ibm.biz."

BlackJack Attitude: is a shareware card game where you play BlackJack at three different tables in the Demo version. You can double, split and make bets.

BlackJack Deluxe: is a shareware card game where you play BlackJack and is almost the same as above but also the dealer talks to you and if you want a drink, the waitress will ask what kind of drink you'd like and will get it for you. Of course, you have to pay for the drink, but you don't have to tip her.

Blanket: refers in graphic arts to the rubber blanket on an offset press that transfers ink from the printing plate to paper.

bleed: a term applied to any element or image on a printed page that runs off the edge of the page. In page layout, such elements must be extended beyond the edge of the page about one-eighth of an inch so that the extra can be trimmed off after printing.

Blitz: is a high performance file cataloguing utility, featuring ultra fast searching and using small amounts of disk space for catalogues. Blitz is ideal for use with CD-ROMs, Zip Drives, Jazz and Syquest cartridges.

block: a file unit in which sectors are stored in a hard disk.

Blueline Proof: a type of monochrome (single color) page proof created on photosensitive paper. When exposed, the paper yields a blue tone.

Blueskies: is a (shareware application) Gopher client that acts as a weather display system. Designed to provide a user-friendly interface so users with a minimal computer background can easily obtain the information they need.

BMP (bitmap): is a graphic file created in a format native to Microsoft Windows. The BMP format is used primarily for backgrounds and wallpapers for Windows. You'll recognize these types of files by their file extension .bmp (kites.bmp). BMP files are usually larger than other graphic files, and have some limitations. Their biggest advantage is that they can be viewed by all Windows users with the Windows Paintbrush program.

bomb: a message box containing a bomb icon to alert you that a problem has occurred within your software system. Restarting the system is required.

bookmark: is a saved Internet address (URL) that is stored in your Internet browsers Bookmark folder. This bookmark is usually located in the menu bar for easy access.

boot: to start the computer or reboot; restart or to load a program into the computer. The term comes from "bootstrap," which in turn comes from "lifting oneself by one's own bootstraps." It means that the computer is loading itself and is setting the computer to operate, without other operator intervention.

To restart your Macintosh after a bomb has occurred, hold down the command () and control keys and press the power key. If this does not work, shut down the power to the computer, wait a second or two and switch the power back on, then press the power key.

boot blocks <programming> : information for starting the Macintosh that is contained within the first two sectors of a disk.

bps: stands for bytes per second. The number of 0's and 1's that go through your phone line per second. A modem running at a speed of 28.8Kbps is equivalent to 28,800 bps.

BrainHex: is the world's greatest (and noisiest) hexadecimal file editor for MacOSA. It allows you to view and edit the contents of either fork (data or resource) of any MacOSA file in hexadecimal code. If you don't know what hexadecimal is, you probably don't need this program. If you do, you will find this tool indispensable. BrainHex users include software developers, data analysts, game hackers, and others from around the world.

Branch <programming> : source code that allows a program to follow just one of two or more paths. The *switch* and the *if* statements are examples of C branches.

Bridge: a device that lets you connect AppleTalk networks together.

brightness: allows you to set the screen brightness on Macs with software/onscreen brightness control (the Classic series).

broadcast: is a chooser extension that enables communication between Macintosh computers by writing short messages.

browser: is a software application used to move (surf) around the Internet or browse Internet web sites. Such as, Netscape, Internet Explorer, MacMosaic, etc.

buffer: a segment of memory, or a device, used to store data temporarily while the data is being

transferred from one device to another. A common example is a printer buffer. This device stores the incoming data at full computer speed and sends it to the printer at a speed the printer can use (such as 40 characters per second, or about 300 baud).

bug: is a programming error in a software program.

bus: a connection (wires, etc.) which electrical signals are transmitted. Mac drives use the Mac SCSI bus and some accelerator cards use the Mac's NuBus.

bus network: a type of local area network (LAN) in which computers and other digital devices are attached to a length of cable.

Bus Master: at a given time, the bus device that initiates a transaction. Also, a device with the ability to initiate a NuBus transaction by asserting the START line.

Button Disabler: used to disable the volume/brightness buttons on the front of the LC/Performa 500 series Macs.

byte: a collection of bits that makes up a character or other designation. Generally a byte is 8 data bits, the binary representation of a character.

<http://macmn.com/download.html>

Mac's Talkin' Dictionary©1997-2001 created by Jeff Morton

Mac's Talkin' Dictionary©1997-2001

C

Card: is a circuit board. It could be a sound card, a PC card, TV Tuner card, PCI card, Nubus card, ISA card, etc.

Cache folder: all web browsers contain a cache folder usually located in the preferences folder. This folder is emptied except for the Cache Log when the button is pressed or is done automatically when a specific amount of space is used. The button to clear the disk cache is found in the "Options" category of the menu bar. If your cache is not cleared the program can cause your computer to crash.

Cache Memory: high-speed computer memory which allows the temporary storage of recently used data and operating instructions. Cache memory is similar to RAM, but faster.

Cache Switch: for 68040/680LC40 Macs only. Allow you to turn off the 68040 processor caching for compatibility with older apps. A consequence of this "more compatible" mode is a dramatic decrease in performance. Most incompatible apps have been updated or superseded by newer versions. To make the change without restarting, option-click the on/off button.

CAD: computer-aided design used in architectural software programs.

Calculator: the calculator that comes with your Macintosh can do multiplication and division besides just adding and subtracting.

* = multiplication (also known as the pound key)

/ = division

Camera-Ready Art: a term applied to any finished graphics material, such as a page layout or logo design, that is ready to be photographed by a reprographics camera preliminary to making printing plates. A traditional mechanical is camera-ready art.

Caps Lock: provides a visual indication of the state of the Caps Lock key on a Macintosh PowerBook. When Caps Lock is turned on, an "up" arrow appears in the menu bar next to the Apple Guide. (Not needed on Macintosh PowerBook 500 series computers.) The caps lock types your letter in "UPPERCASE."

Carrier: the reference signal used for the transmission or reception of data. The most common use with computers involves modem communications over phone lines. The modem monitors this signal to tell if the data is coming through. Generally, if the carrier isn't getting through, neither is the data.

Case: some software applications like text editors allow you to change the word case to upper or lower case letters. Or even capitalize the first letter of a word or sentence. Look under "Special" in the menu bar of Tex-Edit Plus.

Cassette (tape): either the device or the cartridge that is used in the device that stores and feeds

information into the computer. The operation is very similar to that of an audio cassette. They are often used as a low-cost alternative to disk drives.

Catalog: a term used by Apple to describe the allocation track of a diskette. Stores the titles given to the files saved on the diskette and tells the computer and drives how to get to those files. The directory serves as a "table of contents" for the files saved on the diskette. The catalog sorts data that identifies the files by name, by size, by the kind of file stored (text file, binary file, etc.) and often the date the file was created. Information recorded on this track gives the computer the data it needs to find that file on the diskette.

cdev (control panel device): a program accessed by the Macintosh Control Panel. Normally used to configure software.

CD Finder: catalogue anything that spins and involves storage on your Mac. Works automatically, with drag and drop, or most any way that's convenient for you.

CD Icon Killer: combat those fancy CD's and their pretty little icons that take years off your life. CD Icon Killer is a control panel with an extension icon that goes in your startup folder. It produces a generic icon for every icon shown by any CD.

CD Menu: places a new menu in the menu bar which allows you to control the CD player.

CD Remote INIT: under system 7.1.3, this extension was necessary to use the CD Remote DA.

CD-ROM (Compact Disk-Read Only Memory): a compact disc player that uses laser optics rather than magnetic means to read data. It can play audio CD's, QuickTime movies, show pictures, slide shows, text, etc. On the average a CD will hold 600 MB of disk space.

CDU (Connectix Desktop Utilities): add numerous functionality enhancements to your Mac. Check it out! This application/control panel is located in the Performa CD:Hard Disk Files:Apple Extras:CDU. Found in SSW 7.5.

CE Toolbox: an extension needed for many CE Software products, including DiskTop, QuickKeys, and older versions of QuickMail.

CFM Update: installed by QuickDraw 3D. CFM stands for Code Fragment Manager. With native-code applications, CFM loads parts of the program as it needs them, one of the vaunted features of PowerMacs. This is some sort of an "update" to the CFM built into the system. Some users have reported less crashing and less hard disk grinding under low-memory situations. Incorporated into the System or System Update 7.5.2 under System 7.5.3

CFM-68K Runtime Enabler v1.0.4: allows limited "code fragment manager" functionality on 680x0 Macs. This extension is necessary to use the Desktop Printer 2.0 software on 68k Macs.

CG Maker 1.1.2: a chooser extension which allows you to prepare a "Common Ground" document for distribution. Similar to the Adobe PDF Writer.

CG MiniViewer: the Common Ground MiniViewer is an application program used to read .dp (digital paper) files. This is a good add-on for your plug-ins folder with Netscape Navigator.

Change Monitor to 256: this is a script from AppleScript, it changes the monitor resolution to 256 colors (8-bit). This is necessary to run some games and other programs that require the monitor to be set a specific resolution in order to run correctly. Changing the monitor to 1000 colors (16-bit) enables you to see a clearer picture in images. Changing it to millions of colors

(24-bit) is better yet. Note: Each time you increase the monitors resolution this increases the need for RAM (Random Access Memory).

Character (char): is a number, letter or symbol. Also can be an ASCII character.

Charged-Coupled Device (CCD): a computer chip used in scanners to convert photons (light energy) into electrons (electrical energy).

Chip: another name for an IC, or integrated Circuit.

Choke: to reduce the size of a knock out in the process of color trapping.

Chooser: a desk accessory that lets you choose between modem port and printer port. AppleTalk, AppleShare, Network printer, Desktop printer, FAX or scanner. It is found in the Apple Menu on system 7 or later. It also allows you to turn Background Printing on/off. Also see Background Printing.

Church Windows: Church Windows allows you to change the style of windows used by your Mac.

CIELAB/CIEXYZ: international color standards developed by the *Commission Internationale de l'Eclairage*.

Circuit: is a complete electronic path.

Circuit Board: a collection of circuits on a sheet of plastic. The circuit board is usually made by chemically etching metal-coated phenolic plastic or fiberglass. Often the circuit boards in a computer are multi-layered, which increases the efficiency but makes repairs to the tracings on the board difficult.

CISC (Complex Instruction Set Computing): a microprocessing chip architecture in which the chip contains a large set of operating instructions (instruction libraries). CISC-based computers are slowed down by the large instruction libraries which contain many common complex instructions.

Claris Kermit Tool: is a communications tool (extension) located in the Extensions folder of the system folder for transferring text files and binary files across a network.

ClarisWorks 4.0v4: is an application program which is a text editor, macro editor, can also create spreadsheets, painting and graphics, drawing, communications over a network, AppleScript, making movies, also has a help guide in each program, HTML editor, converts documents and more.

Clean (System) installation

1. Boot up from the System CD disk.
2. Launch System Install icon.
3. Select correct drive.
4. Then press (-Shift-K) this will activate a dialog box stating "Select type of installation" you will choose to "install a new" system folder (clean install).

Also, see the "Preventive Maintenance" section.

Clear: to clear or Delete a selected section of text or graphic from a document. Note: to Clear something is an undoable action.

Click: a click of the mouse button will highlight an item and a double-click will open an item. Triple-clicking and so on is used for programmers for the use as a shortcut.

Clip Art: art that has been already drawn so you can copy and paste the object (such as a boat, plane, birthday cake, etc.) to a file like a birthday card, a document or a book report without having to do any drawing of anykind.

Clipboard: is used when you make a copy of text, graphics, sound, etc. it is temporarily stored in the clipboard and then you can paste to another file. Show Clipboard can be found in the "Edit" menu while in the finder.

Clip Dragon: is a Mac utility that allows you to convert documents such as text, pictures, sound files and icon folders into Apple's Clipping format. Professionally crafted with a fine interface and many useful features.

Clipping Extension: lets you use the drag-and-drop feature to create clipping files on your desktop.

Clipping Extension v7.1.4 (Finder Clipping Extension): only necessary if you want to use the desktop for "clippings" from drag-and-drop-editing capable applications (i.e. if you want to select a section of text in SimpleText and drag it to the desktop). If this is disabled, drag-and-drop editing within and between applications will still work.

Clock³: only on a Mac! This is a killer free-rotating 3D clock that resides in a window on your desktop. Version 1.2 allows you to add textures to the clock. Really cool! Requires a PowerMac with Quickdraw 3D.

Clock Rate: is the speed of your computer that is measured in Mega-Hertz (MHz).

Close Box: the little square in the top left corner of the window (closes the window or file when clicked).

CloseView v7.2.1: magnifies the display for individuals with poor eyesight. Also allows for black/white inversion. Reportedly doesn't work on PowerMacs/conflicts with alot of extensions. See also, ZoomLens.

CMYK (Cyan, Magenta, Yellow and Black): the ink colors used in process color printing. Most printers can only print in CMYK mode.

Coated and Uncoated Paper Stock: refers to the two basic paper surfaces used in most commercial printing. Coated paper has a hard glossy, semi-glossy, ormatte surface (usually clay) created when the paper is manufactured. Uncoated paper lacks the special clay coating and has a matte surface.

Color v7.1: allows you to change the text highlighter and window colors.

Color Classic Update: fixes a bug that prevented Apple IIe cards from working under System 7.5. Adds the correct video mode for the Apple IIe-type display to the video driver.

Color Electronic Prepress Systems (CEPS): expensive high-end prepress systems which incorporated proprietary hardware and software and are usually installed at trade shops.

Color Gamut: the range of colors that a device or system can reproduce, also known as color space.

Color Gradient: a graduated range of colors in which color blends through various tints either of the same color or between two colors.

Color Halftone: a continuous-tone image which has been converted to dot screens to reproduce the color and tonal values of the original. The original image is color-separated to provide a separate screen for each of the four process colors (CMYK).

Color House: (Color Trade Shop, Film House, Color Separator): a commercial business that provides prepress services, such as scanning, color-separating, and page imposition, to commercial printing firms and other graphics industry businesses.

Color Key: a type of color proof developed by 3M in which the four process colors (CMYK) are reproduced on separate overlay sheets of acetate film.

Color Model: a software feature providing a structure for the representation of color on a computer.

ColorPicker v2.0.1: allows additional color schemes (i.e. changing from Red/Green/Blue to Hue/Saturation/Lightness) in "choose color" dialogues (i.e. in the "Label" and "Color" control panels when you try to customize the color choices; enacted with the "more choices" button).

Color Separation: a technique used in offset printing, where four metal plates are sopped with ink of a different color (CMYK) and used to print a full-color image.

Color Separation Film: film negatives used to make printing plates for each of the four process colors (CMYK) or spot color.

Color SW 2000 Series CMM: color-matching information used by ColorSync 2.0 to maintain consistent color between documents printed on a Color StyleWriter 2000 series printer and other color devices.

Color SW 2400: enables your computer to print documents on a Color StyleWriter 2200 or Color StyleWriter 2400.

Color SW 2400 GX: a QuickDraw GX chooser extension for the Color StyleWriter 2400.

Color SW 2500: enables your computer to print documents on a Color StyleWriter 2500.

Color SW Pro: enables your computer to print documents on a Color StyleWriter Pro.

Color Swatch Book: a book of color samples representing ink colors as they will look when printed.

ColorSwitch: is another winner from Ambrosia. Not only does it replace Apple's control strip, it provides more functionality. A modules folder added to the System Folder allows for even further customization!

ColorSync: is a system extension that enables your Macintosh to match colors on your display with the closest matching colors on your printers, scanners, and other devices.

ColorSync System Profile v2.0: only useful for users who have a color scanner and/or a color printer. Helps to synchronize the color values between on-screen images and scans/printouts. Requires ColorSync extension.

Color Trapping: the process of adjusting separated color elements so they will print with a slight overlap of the colors, preventing gaps between the elements due to normal misregistration on a printing press.

Command Key: this is the symbol for the command key... (This key is used to make shortcuts, for printing, saving, cutting, pasting, etc.). See the chapter for •Finder. Finder Shorcuts are available under the “?” in the menubar, located (upper-right hand corner of the Finder, unless you have it disabled in the Extensions Manager or Symbionts).

Common: the ground or return path used to make measurements with the multimeter. The black probe.

comp.: stands for, computer-related NewsGroup on the Internet.

Compact Pro: is a shareware program that allows you to stuff or compress files needed to be uploaded to or emailed to another site on a network.

Comparitive Operator: a symbol that is used to compare the value on the operator’s left side with the value on its right side. The less-than operator (<) is an example.

Compound Path: two or more objects that are combined into a larger, single object. Areas where the original objects overlapped become transparent.

Compiler: the software program that turns source code into computer code that a computer can understand.

Config PPP: if you are using MacPPP or FreePPP, this control panel allows you to specify settings for your PPP connection. It requires the "PPP" extension.

Conflict Catcher v3.0.4: a commercial alternative to Apple's Extensions Manager.

Conflict Extension v3.0.4: allows Conflict Catcher to load first in the startup process.

control panel: is a small piece of software that allows you to change your computer’s settings to meet your needs. For example, you can change the pattern or color of your computer’s desktop using the Desktop Patterns control panel.

Control Panels: this icon is from the control panels folder from system 7.5 located inside the System folder. Control panels are small programs/desk accessories that allow you to control the various settings of the computer, such as, adjusting the mouse, sound volume/alert sound, finder fonts, etc.

Control Strip: is a control panel that allows you to turn the Control Strip on or off, set the display font, and set the on/off hot key. **NOTE: Control Strip sometimes causes problems with certain screen savers. If you have problems with it, be sure to use the on/off "hot key" to turn the control strip off when you aren't using it.**



Tip... Hold down the option (alt) key, then click and hold down on the title bar of the control strip and drag it to wherever you want to place it on your desktop.

Coordinate System <programming>: the means of identifying every pixel on a monitor.

Counter <programming>: a variable used to control the number of times a loop runs.

Copy (C): highlight the text or picture you want to copy with your cursor and choose Copy or C from the Edit menu. This copies the text or graphic or sound to your clipboard. Next, click in the desired location where you want it to be pasted, then choose Paste or V from the Edit menu.

CP/M: Control Program for Microcomputers. One of the first, and still one of the most common, operating systems for microcomputers. Developed by Gary Kildall of Digital Research.

CPU: Central Processing Unit or “brains” of the computer is also called the microprocessor, this chip acts as the "brain" of a computer. It controls the computer's actions and can find, decode, and carry out instructions and assign tasks to other resources. Most IBM-compatible PCs use 386, 486, or Pentium-class chips designed by Intel. The CPU is found on the computer's main logic board. The CPU in Centris, Quadra, and AV Macs is the 68040; Power Macs use the PowerPC 601, 603, 603e, 604, or the 604e CPU.

CPU Energy Saver: replaced in System 7.5.2 by the Energy Saver C.P. For the official Apple documents on all the different "energy saving" control panels/applications.

Crash: when a system stops working or is working incorrectly, forcing you to restart your system without an error message.

Creator Code: a code (which is part of a file) that tells the Macintosh which application created the file. When double-clicking on a file this creator code is also used to enable the Finder to locate which program will open the file.

CRC: Circle Redundancy Check. A means of checking the integrity of a data transfer.

CRC TelePort TelTool: allows you to use the MegaPhone software with an internal Global Village Teleport Platinum modem.

C Reference Card: an application that provides C programming definitions and information as a guide to programming in the C language.

CRT: Cathode Ray Tube. Basically a fancy name for a television or monitor screen tube.

Cryptogrammer: is a software program for the Macintosh, it was designed to make solving cryptograms easier and cleaner by automating everything except the thinking. It encodes a randomly selected quote into a cryptogram and allows you to solve it on your Mac. Erasing is easy, and you can change your mind and try out hunches easily without having to scribble all over a piece of paper. When you've solved a cryptogram, Cryptogrammer even tells you the source of the quote. You can now enter your own cryptograms in addition to solving computer-generated ones. This way you can type in cryptograms from a newspaper and solve them using Cryptogrammer's interface.

Crystal: a small device located on various boards that vibrates at a particular frequency. One use is as a reference frequency for timing circuits.

Cylinder: a pair of tracks on opposite sides of a diskette. Used by the Macintosh and a few other computers to reduce wear on double-sided disk drives. The drive writes on the track on the first side, then on the track immediately on the other side of the diskette.

Curve Segment: the segment between two corner points.



Cut (X): to Cut out a selected amount of text, graphic, sound, etc. (like using a scissors) from a document. Cutting is the same as copy, except when you cut it from a document it deletes that selected portion of text and also copies it to the clipboard, so that you can paste it elsewhere.

Tex-Edit Plus created by Tom Bender

Mac's Talkin' Dictionary©1997-2001 created by Jeff Morton

Mac's Talkin' Dictionary ©1997-2001

D

Daisy Chain: a sequential link. To make an unlimited chain of peripherals using SCSI cables.

Daisy Wheel: a circular printer element that holds all the characters to be printed (usually 96). The characters are on the end of thin arms all coming from the center, somewhat like the petals of a flower, which gives this print wheel its name.

DAL: enables network activity using Data Access Language, formerly called CL/From Apple's Tech Info Library:

Data Access Language is Apple's client/server protocol for remote data access and is based on ANSI standard SQL (Structured Query Language). DAL is optimized to provide decision-support applications with uniform access to data, regardless of the different brands of databases, the different host platforms, or the different types of networks.

The DAL client software is included as a part of System 7.0 and can be transparently accessed by applications written to the Data Access Manager API. These applications can access data from DAL servers running on host computers, across all DAL-supported networks. Therefore, with the Data Access Manager and the included DAL client software in System 7, applications can "speak" in an identical fashion to many different types of host databases. Apple Computer Inc. is currently delivering DAL servers through APDA for the following environments:

- √ VAX/VMS (for DEC Rdb, Informix, Ingres, Oracle, and Sybase)
- √ MVS/TSO (for IBM DB2)
- √ VM/CMS (for IBM SQL/DS)

DEC also provides DAL as a part of the DEC PathWORKS product. Apple is also working with software and hardware vendors to extend DAL client and server support to other industry platforms.

Dark Side of the Mac: is an application screen saver that requires System 7.

Data: information a program outputs. Another word for data is information.

Data Compression: is used in online networks to compress or make files smaller in size so that data transfer is much faster. You can also use data compression by using an application called DropStuff to compress files into different formats such as .sit, .hqx or .sea (stuffit, binhex or self-extracting archives). Then use the Stuffit Expander application to expand the compressed files. Compressing files are of great use when backing up files, therefore saving on hard disk space.

Data Fork: the part of a file that contains information accessed through the Macintosh file manager. Information in the Data Fork can normally be recovered even if the document is badly damaged.

Date & Time v7.5: is a control panel that allows you to turn the menubar clock on/off, configure the date/time format, set Daylight Savings Time and your time zone, and set the time

and date.

DC: Direct Current, such as that provided by the power supply. (Also found in batteries).

Debug: to rid a program of errors or bugs.

Decrement *<programming>*: to decrease the value of a variable by one. The decrement operator is the "--" symbol (two minus signs).

Default: an assumption the computer makes when no other parameters are specified. For example, if you type the command for the directory or catalog without specifying the drive to search, the computer automatically goes to the default drive (normally the last one selected) and assumes that this is what you want. The term is used in software to describe any action the computer or program takes on its own with imbedded values.

Default Folder: helps you make sure you never lose track of your documents. This control panel sets up folder sets that you can choose from right in the save dialog. A real time and effort saver from St. Claire Software.

Defective Media: volumes that do not pick up the magnetization pattern written by the disk drive.

Deluxe Folder Icon Creator: is an application program where you can drag any icon onto DFIC and get a customized folder. Includes several customizing features that are very simple to use.

Density: the amount of information that can be packed into a given area on a diskette. Diskettes are usually rated as being single density, double density, or high density.

DesignerDraw: is an application program which works with system 6 or later and is a text editor and is nice to use for creating electrical schematics.

Desk Accessory: a type of application that is accessible at any time, even while another application is running. Desk accessories can be accessed via the **Apple Menu**. Examples are Calculator, Find File, Note Pad, and so on. You can also create a folder called "Desk Accessories" and store all of your desk accessories, here. This cuts down on the length of the Apple Menu, so you don't have to keep scrolling to find your file. Note...some installers require the Chooser to be inside the Apple Menu without a folder, in order for installation to take place.

Desktop: is the monitor screen or when you're in the finder, it contains the menu bar (top) and on the vertical right is the Hard Disk icon, Desktop Printer icon, Megaphone/ whatever else is on your desktop and also the Trash. The startup disk is always the icon on the top. The Desktop is actually a Desktop folder.

Desktop File: an invisible file that is created on every volume when it is initialized and is subsequently updated to keep track of information about the volume, such as which icons are used on the desktop.

Desktop Patterns v7.5: not even a Control Panel, it's actually an application. Allows you to change the background of your desktop. If you click "option" and select a pattern, it selects the pattern for utilities such as "Find File." You can delete/add pictures using the cut/paste commands.

Desktop PrintMonitor, Printer Spooler, Printer Extension v2.0: Under LaserWriter 8.3 and

higher, these extensions allow you to have a printer icon on your desktop, to which you can drag and drop documents to be printed. Double-clicking the icon brings up a PrintMonitor specifically for that printer. If you have more than one Desktop Printer, you can drag and drop/schedule documents between them. Version 2.0 includes the option of selecting printers from the menu bar, control strip, or Print dialog box. Also, the desktop printer icons can be moved to anywhere on the hard drive. If you are using this software on a 68k Mac, you will also have the CFM-68K Runtime Enabler" extension installed.

Desktop Strip: shareware which gives all Mac models the capability of a "Control Strip-like" utility. (Mine looks like this cause it's a third-party extension strip).

Device Partition: a special type of volume that is actually part of a larger volume and is created either by the device manufacturer or by a Macintosh user with the help of software provided by the manufacturer. Often referred to as "hard partitions," "SCSI partitions," and various other names. Not to be confused with "volume partitions" or "soft partitions."

dialer: is a software application used to dial a phone number using your modem to access the Internet.

Dialog Box: a special type of window that contains items --- such as buttons ---that allows a computer user to communicate with the program.

Dialog View: is a control panel that allows you to change the appearance of directory dialogs. You can control the icon type, the height and width of the file list, and the font for the file list.

Digital Camera: is a shareware program which allows you to take pictures of pictures or text on your screen. With this camera (application) you can select which part of the image you want and has a sound effect of a camera click. When you save your pictures they are in PICT format.

DirectBits: is a Adobe Photoshop plug-in that accelerates the drawing of paths and selection outlines within Adobe Photoshop. This is generally desirable, but it is possible that DirectBits may be incompatible with some video cards so it is contained in a removable extension.

DirectCursors: is a Adobe Photoshop plug-in that modifies how the Macintosh draws some cursors. For painting tools, it enables the display of brush cursors bigger than 16 pixels in diameter. It also improves the display of some cursors, such as for the lasso tool, to make them easier to see when moving over middle gray areas when the monitor is set to either thousands or millions of colors.

Direction Line: the control handle that defines the shape of a curved path segment. To reshape a segment, rotate, lengthen, or shorten a direction line by dragging its direction point.

Directory: is a list of a volumes (hard disks) contents. The contents can be listed in numerous ways, such as by type, size, date, color, or icon. Also see Catalog.

Direct Select: (Adobe Illustrator) click on a anchor point or segment with the Direct Selector tool to select only that anchor point or segment.

Directory Assistance II: an extension that is bundled with Norton Utilities v2.0, dropped in v3.0. Allows configuring open/save dialog boxes for each application (preferred drive/folder/files, with keyboard shortcut assignments for each). It also provides extra options (find file, delete, duplicate) from within open/save dialog boxes. Most of its functionality can be found in Default Folder or Now Super Boomerang. Conflicts with PCExchange, QuarkXpress, will not work under 7.5.2/7.5.3, although a few individuals claim to have no problems with it.

Dirt Bike: is a shareware game where you are riding a dirt bike on several different tracks of rough terrain. The bike, tracks, and landscaping are all editable with the full version. It has great sound effects and fun!

Disinfectant v3.6: a freeware virus detection extension. Most people can get by with this alone, and not bothering with Virex or SAM. It scans your disk for viruses or any other files, folders, etc. you may want scanned separately.

Disk: a device that stores data using a form of magnetic impulses. There are two main types, floppy disks and hard disks. Often referred to generically as a "volume."

Disk Cache: is a portion of your computer's RAM set aside to store frequently used information. The disk cache helps your programs run faster, but the RAM it uses is not available for opening programs. 96K is the default setting. SpeedDoubler sets the Disk Cache to 768K by default. (I am not using SpeedDoubler or RamDoubler; because of too many conflicts with extensions I am using) so I set my Disk Cache and Virtual Memory.

Disk Charmer: is an application which either runs at launch or can be used as a small icon on the screen on which to drag disks. This application lets you quickly initialize floppies, erase any kind of disk, verify floppies, create DiskCopy images, and more! Author recommends System 7.5.1 or newer, but features depend on Apple extensions available. Be sure to read the docs file.

Disk Copy: is an application program from Apple that creates reliable exact copies of floppy disks from a 3.5-inch master disk or from a disk image file on your hard disk. Version 6.1.3 is a vastly expanded version of 4.2 which mounts volumes of all sizes. Also see ShrinkWrap.

Diskette: the magnetically coated media used most often in computers for the storage of data.

Diskette Drive or Floppy Disk Drive: writes to and reads from diskettes that can be removed at will. The two existing standards for diskettes are 5.25 inches and 3.5 inches. The older Macintosh computers, like the Macintosh Plus can only read/write floppy disks in 800K and the newer Macintosh computers like the Performa read/write 1440K floppy disks. So if you try interchanging disks, it won't work. If you have an external hard drive, this is the only way to exchange files.

Disk Drive: a device that reads and stores data to and from disks.

DiskExpress II: a disk defragmentation utility.

Disk First Aid v7.2.2: comes with Apple's system 7.5 Update 2.0 and repairs corrupted hard disks where files may be missing or damaged. Disk First Aid should be used whenever you suspect the hard drive is at fault or when things just aren't going right. This version also repairs other external hard disks. See also, Norton Utilities, in case your hard disk cannot be repaired using Disk First Aid.

DiskLight: enables a blinking icon in the menu bar to indicate disk access. This control panel is notorious for causing init conflicts and crashes.

Disk Tools: is a suite of 5 desk accessories for the Mac including DiskTools, a file management "do-everything" utility, a Phone Pad, a nice Calendar, and RPN and Sci calculators. A complete collection with a long history in the shareware world.

Disk Tracker: is an application program in which you can quickly and easily create a catalog

of every file on every one of your floppy disks, hard drives, CD-ROMs, optical drives, servers, or whatever.

Disk Surveyor: is an application/utility program. As hard drives get larger and larger, it becomes easier to lose track of why you have no more space on your 2 GIG drive. DiskSurveyor handles the task by providing a graphical representation of your hard drive so that you can see each folders contents and it's relative size on the drive. It even allows you to click on sub menus to see what's buried. Excellent! A product of TwiLight Software.

Display Enabler 2.0.2: Adds functionality to Energy Saver and the Monitors control strip module. According to Apple, "The Display Software 2.0 installs Display Enabler version 2.0. This version is not necessary on the PCI Power Macintosh computers (although its presence will not disrupt anything). HOWEVER: The AppleVision Software 1.0.2 installs Display Enabler 2.0.2 and we do recommend this version if you have the AppleVision 1710AV or AudioVision 14" Display." Version 2.0 is incorporated into the System or System Update 7.5.2 under System 7.5.3; version 2.0.2 is not. This file actually has a space at the beginning of its name to allow it to load first in the startup process.

DocMaker: is a (shareware program) word processor for creating books and allows you to add a table of contents, chapters, pictures, and icons, etc. But is a memory hog for large applications.

DocViewer (Apple DocViewer): is a program for storing mass amounts of developer information in one program for programmers.

Document: a file containing information created, modified, and saved using any of various applications.

Document, Saving/Opening a: when an application saves a document, it is also saving its own special set of instructions on how the document is made and a notation to the Finder (called a type and creator) that allows you to double click on it so the Finder knows what application (creator or parent application) to run to read that particular document.

Dogfight City Demo: is a shareware program where you are flying a WWII air plane with the use of bombs and machine gun.

DOS: Disk Operating System. The set of commands that allows the computer to access the data on the diskettes. For the Macintosh, this is more correctly called the system file.

DOS Compatibility Software Update 1.5: used by Macs with the DOS Compatibility Card (not necessary for PCI Macs with a DOS Compatibility Card). It is recommended that you update your system to 7.5.3 for best results with the DOS Cards.

Dos4Mac: is a shareware application. Did you ever want to run DOS on a Mac for FREE? Allow your computer to work with PC files and applications? If so, Dos4Mac is the tool for you. With Dos4Mac you can astound - or perhaps, confound - your IBM using friends.

DoubleScroll v2.1.2: is a shareware control panel/extension which gives your Mac double arrows on each end of your scroll bars. Especially useful for large monitors.

Downloading: information retrieved from another computer and stored on your own computer. Files downloaded from an online network are compressed to make file transfer faster and are usually encode with a suffix of either .bin or .hqx. The .bin or binary file is much smaller in size than the .hqx or BinHex file.

Drag&Drop Extension/Drag Enabler: incorporated into System since 7.5; this is installed by numerous programs, such as Now Utilities and ccMail, for universal compatibility, but, again, is not needed under 7.5 and later systems.

DragThing: is an application dock designed to tidy up the icons littering your desktop. Simply drag an application from the Finder onto an empty square in a dock and then drag documents onto it as normal. Requires System 7.5!

DragLib: is a shared library used by the Drag Enabler on PowerMacs. This was only necessary under earlier systems, and is no longer needed.

Drive: the device used to read and write on diskettes. If the drive is a “fixed” drive, it is commonly called a hard drive or can be a removable hard drive, like Iomega or Syquest. The drive can also be electronic, using RAM instead of the magnetic media (RAM Disk) which makes data access time much faster.

Drive Firmware Update Extension v1.2: only useful for Macs with IDE hard drives. Fixes a bug with audible drive noise. You must restart twice after installing this extension to activate its features.

Drive Setup: an application which scans your SCSI chain for current peripherals, such as hard disks, scanners, etc. There is a help guide along with the application (?) to open the guide menu or choose Drive Setup Guide in the menu bar (upper right corner).

Driver: software that tells your Macintosh how to access and work with a device.

DropStuff 4.0: is an application that allows you to stuff files in stuffit/BinHex form. DropStuff 4.0 w/expander enhancer (w/EE) allows you to stuff/unstuff files. Made by Aladdin Systems.

Duo Battery Patch: fixed a conflict with PowerBook Duo 210, 230, and 250 computers which had an Express Modem installed and which were using version 1.0 of the PowerBook Duo Enabler. In this configuration, the Duo battery would not recharge. This problem was fixed by a newer version of the PowerBook Duo Enabler.

Duplicate (⌘ D): a shortcut key to duplicate the selected item. You can also duplicate a hard drive but you want to be sure you have enough disk space.